


HEXAFIG ASTRONAUTE ROUGE

2/3

Daniel Stoeffler

Notice réalisée par Daniel STOEFFLER
(Dan.Stoeffler@gmail.com).

Toute utilisation de cette notice doit se
faire avec l'accord de l'auteur.



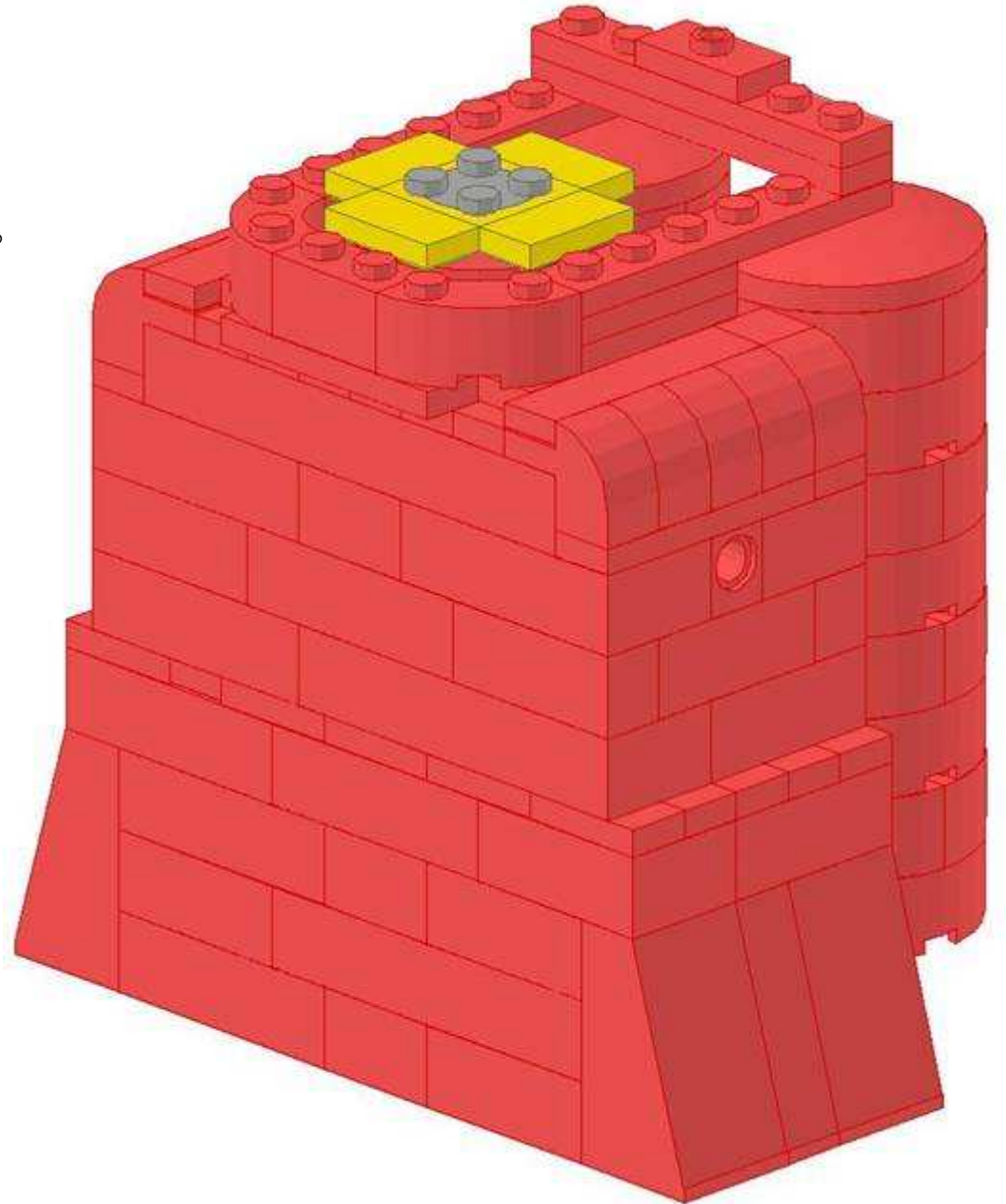
TORSE ET BOUTEILLES

TORSE

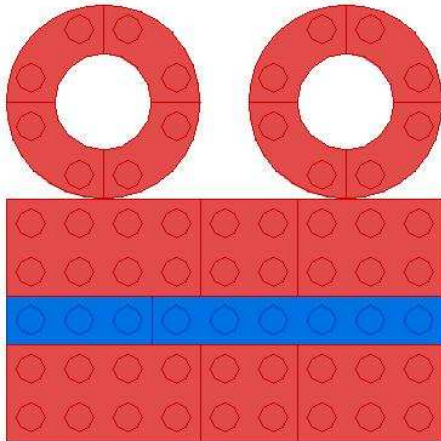

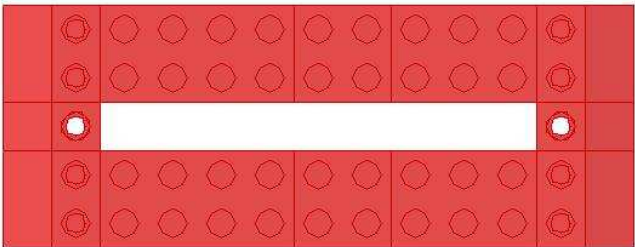
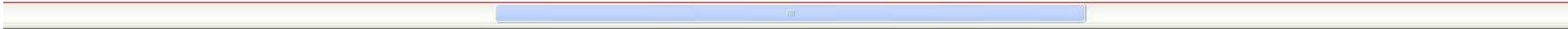

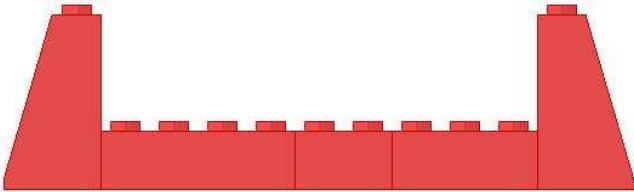
2 Blue	3622	Brick	1x3
7 Red	3622	Brick	1x3
2 Red	3010	Brick	1x4
2 Blue	3009	Brick	1x6
2 Red	3009	Brick	1x6
1 Blue	3008	Brick	1x8
2 Red	3008	Brick	1x8
10 Red	6091	Brick	2x1x1 & 1/3 with Curved Top
8 Red	3003	Brick	2x2
4 Red	3063	Brick	2x2 Corner Round
1 Red	3941	Brick	2x2 Round
9 Blue	3002	Brick	2x3
14 Red	3002	Brick	2x3
1 Blue	3001	Brick	2x4
12 Red	3001	Brick	2x4
1 Blue	2456	Brick	2x6
1 Red	2456	Brick	2x6
2 Red	3024	Plate	1x1
9 Blue	3794	Plate	1x2 with 1 Stud
29 Red	3794	Plate	1x2 with 1 Stud
5 Red	3710	Plate	1x4
1 Red	3031	Plate	4x4
2 Red	4460	Slope Brick 75	2x1x3
4 Red	30499	Slope Brick 75	2x2x3
2 Red	6541	Technic Brick	1x1 with Hole
2 Red	3070b	Tile	1x1 with Groove
4 Red	3069b	Tile	1x2 with Groove
4 Yellow	3069b	Tile	1x2 with Groove
2 Red	2431	Tile	1x4
1 Yellow	3680c01	Turntable	2x2 Plate (Complete)

BOUTEILLES


1 Red	3004	Brick	1x2
64 Red	3063	Brick	2x2 Corner Round
2 Red	3960	Dish	4x4 Inverted
1 Red	3794	Plate	1x2 with 1 Stud
4 Red	3623	Plate	1x3
4 Red	3666	Plate	1x6



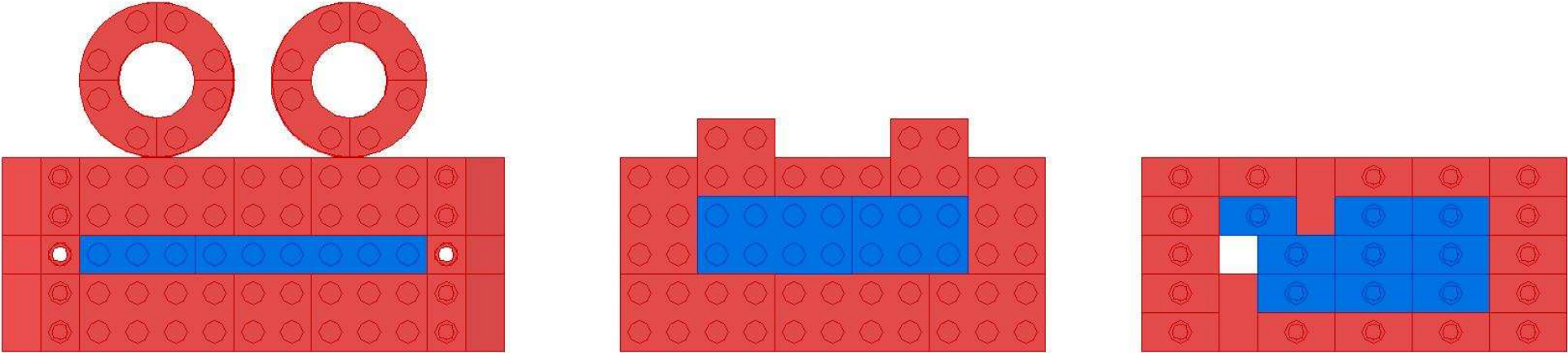
TORSE ET BOUTEILLES 1



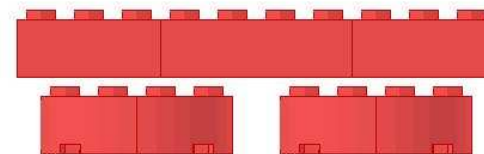
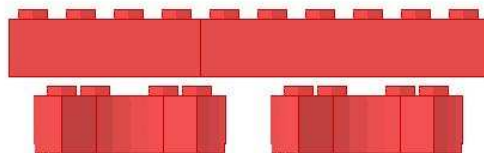
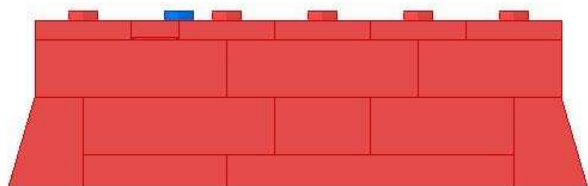
TORSE ET BOUTEILLES 2



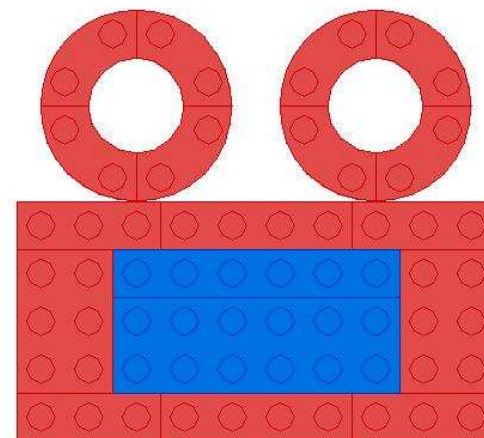
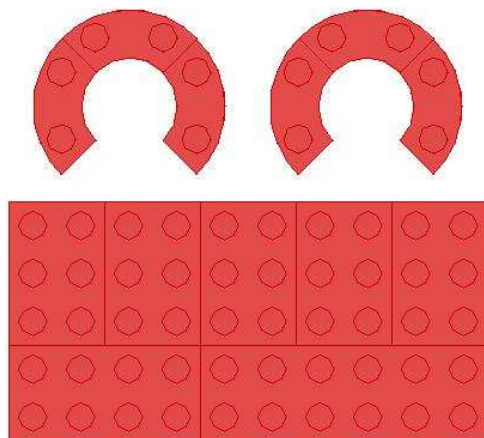
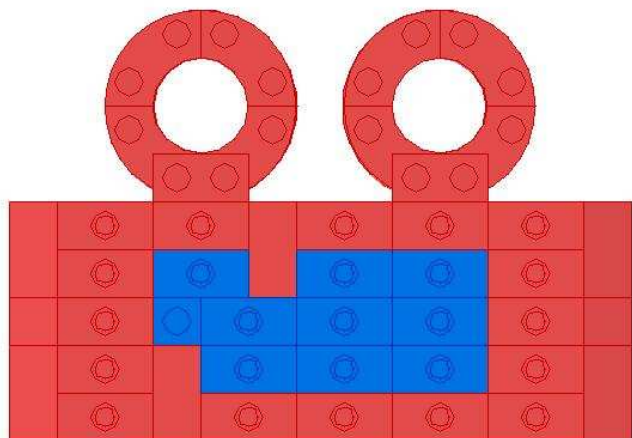
Fin étape 1



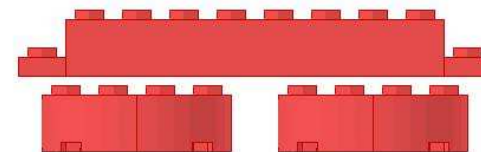
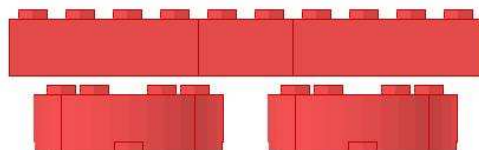
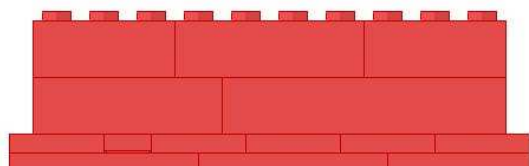
TORSE ET BOUTEILLES 3



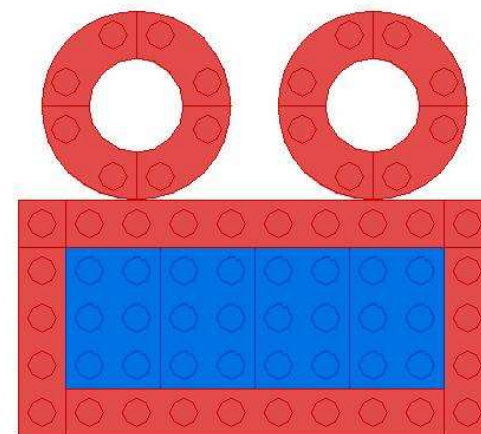
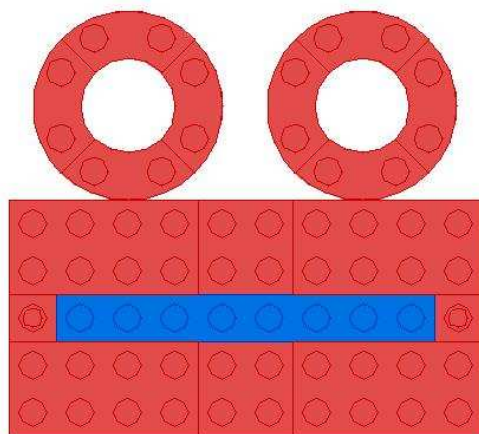
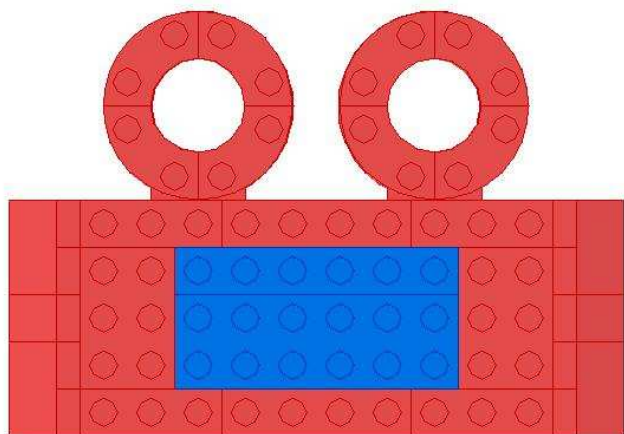
Fin étape 2



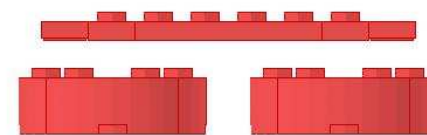
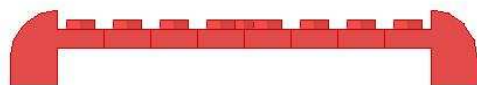
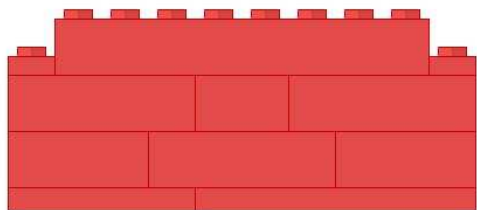
TORSE ET BOUTEILLES 4



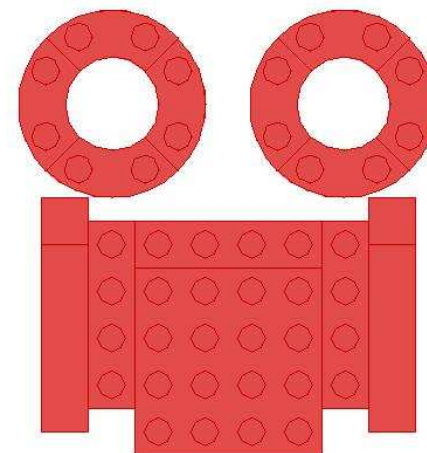
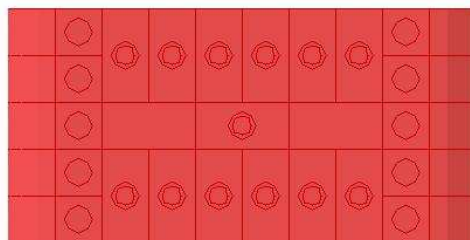
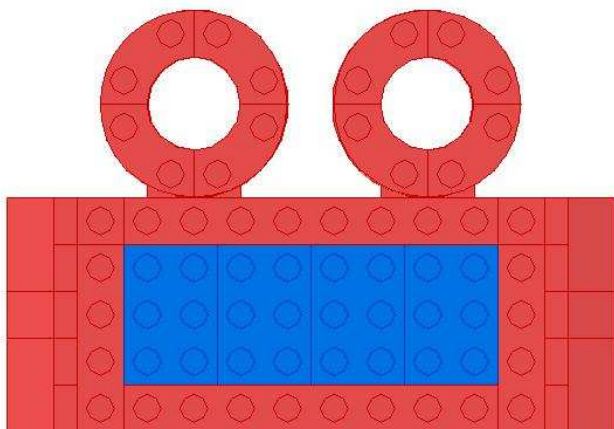
Fin étape 3

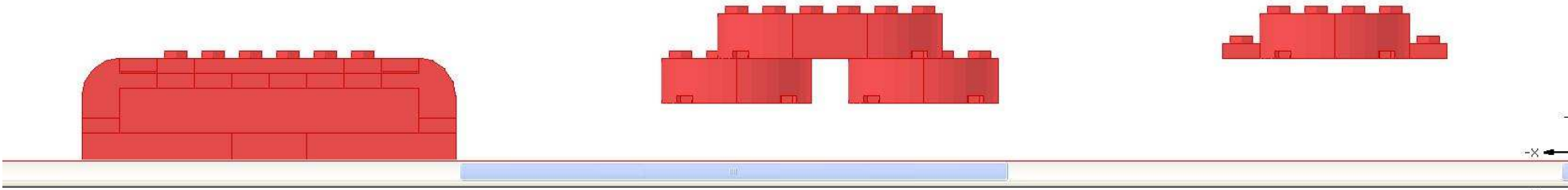


TORSE ET BOUTEILLES 5

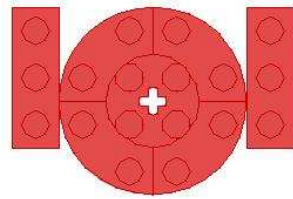

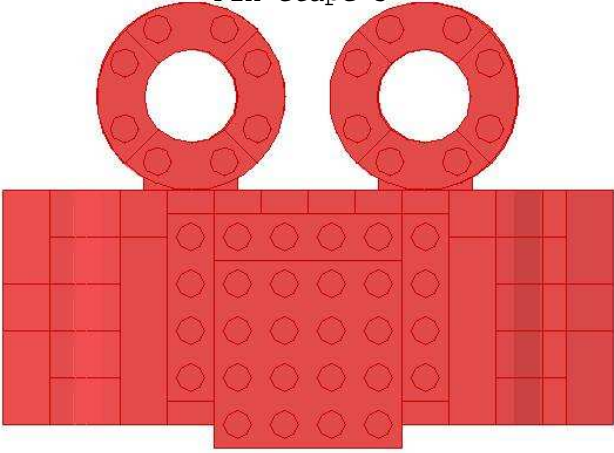


Fin étape 4

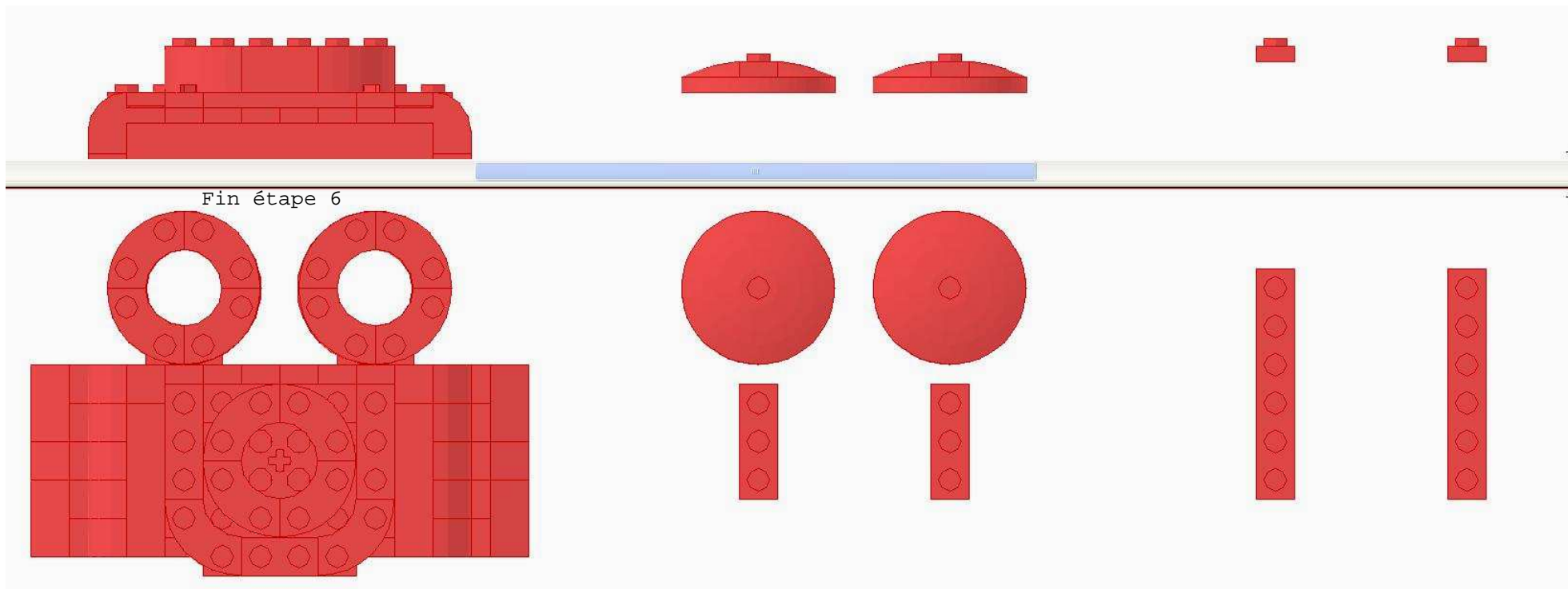


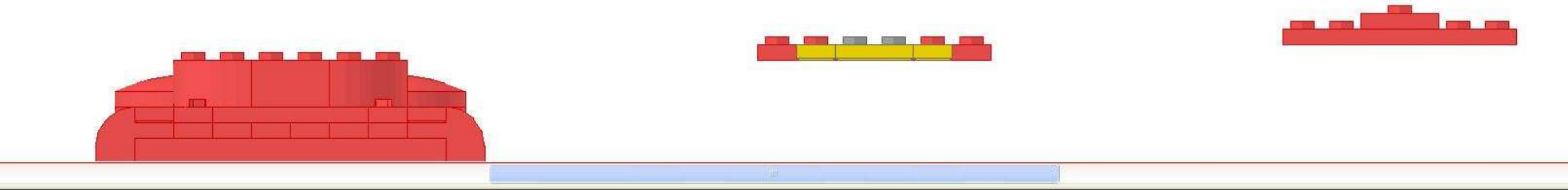


Fin étape 5

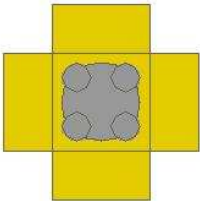
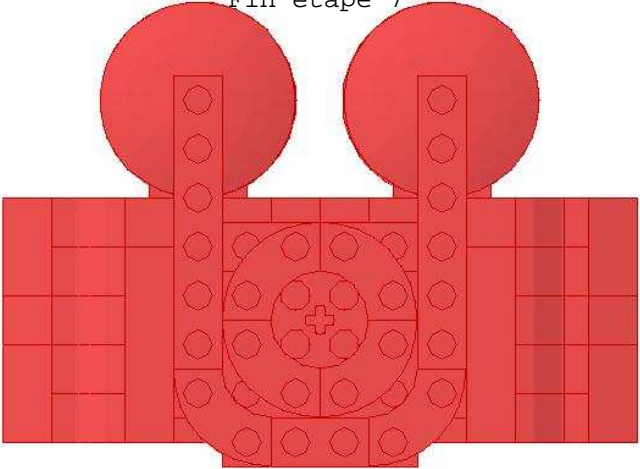


TORSE ET BOUTEILLES 7



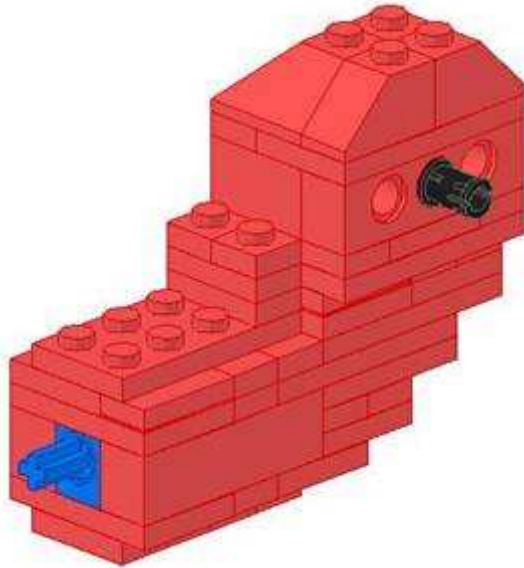


Fin étape 7

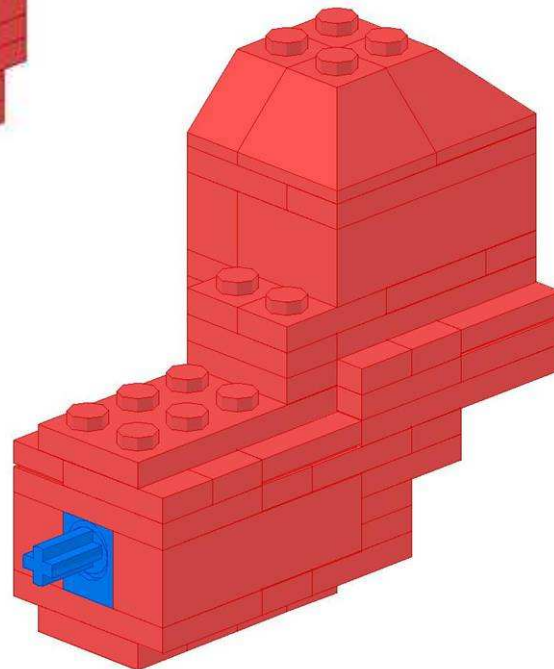


BRAS

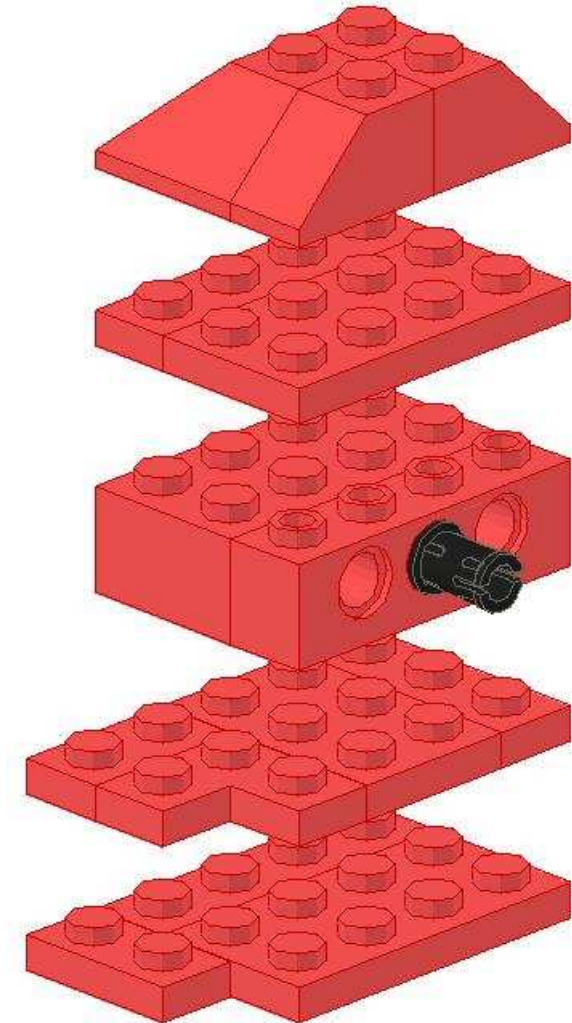
2	Blue	3622	Brick	1x3
4	Red	3010	Brick	1x4
2	Red	3001	Brick	2x4
12	Red	3023	Plate	1x2
24	Red	3794	Plate	1x2 with 1 Stud
8	Red	3623	Plate	1x3
8	Red	3710	Plate	1x4
2	Red	3022	Plate	2x2
6	Red	2420	Plate	2x2 Corner
14	Red	3021	Plate	2x3
8	Red	3020	Plate	2x4
4	Red	3040b	Slope Brick 45	2x1
4	Red	3045	Slope Brick 45	2x2 Double Convex
2	Blue	3749	Technic Axle Pin	
2	Blue	6541	Technic Brick	1x1 with Hole
2	Red	3701	Technic Brick	1x4 with Holes
8	Red	3069b	Tile	1x2 with Groove
2	Black	4459	Technic Pin with Friction	(old)



Le bras gauche est construit par symétrie droite/gauche à partir du bras droit.



BICEPS DROIT



MAINS (les 2 mains sont identiques)

- 4 Red 3004 Brick 1x2
- 2 Red 3941 Brick 2x2 Round
- 8 Red 3937 Hinge 1x2 Base
- 8 Red 3938 Hinge 1x2 Top
- 2 Red 3020 Plate 2x4
- 4 Red 3040b Slope Brick 45 2x1
- 4 Red 4871 Slope Brick 45 4x2 Double Inverted with Open Center

